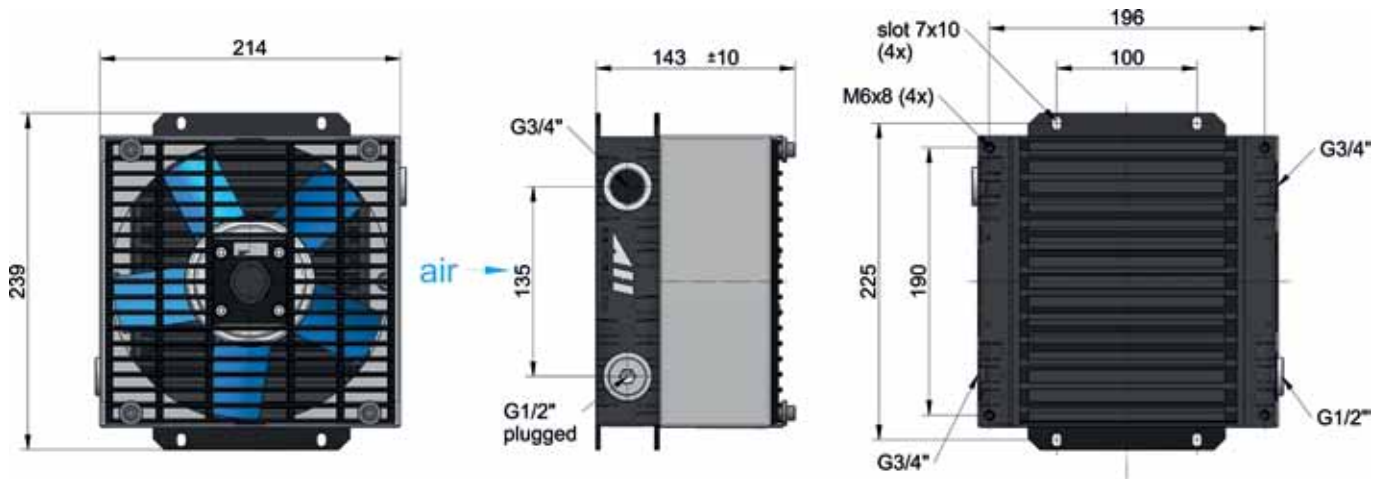


LowLine LL 03 L Oil / Air Cooler

230/400V 50Hz AC



Technical Data

order number	description	power	current	protection	rotation	air flow	noise level	weight
		[kW]	[A]		[rpm]	[kg/s]	[dB(A)]	[kg]
ASA0033GI02	LL 03L 230/400V AC	0,05	0,20	IP 44	2550	0,16	61	5,4

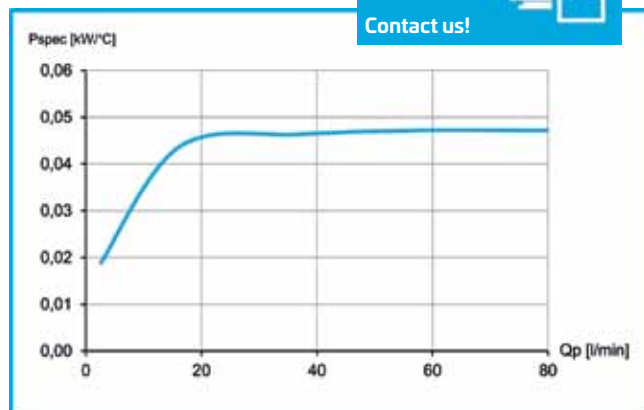
Performance

specific cooling performance

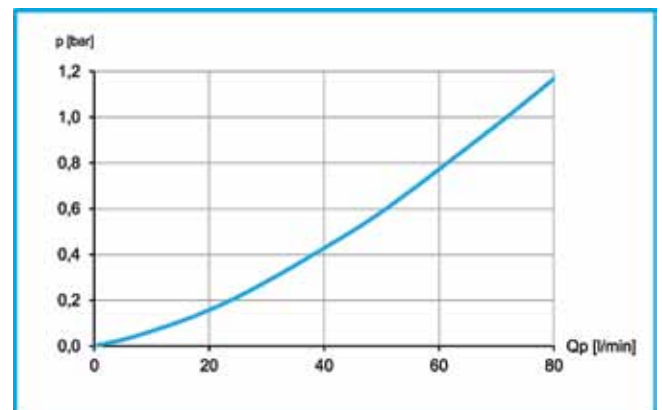
all products
water/glycol
compatibel



Contact us!



pressure drop at 30cSt



Radiator Style A

material:	aluminum
working temperature range:	-20°C to +100°C (oil temperature)
air fin shape:	wavy
working pressure:	26 bar (static)

Options

temperature switches IP65	ILLZTH4765K, ILLZTH6065K (page 39)
temperature switches IP69K	ILLZTH5069K, ILLZTH6069K, ILLZTH9069K (page 39)



This data sheet and the corresponding scale drawings are to be used as a general guideline and technical overview of our products. Please contact us if more exact information is needed. As we are constantly improving our products, their characteristics, dimensions and weights may also change, although we do our best to incorporate these changes continually. asa assumes no liability for any information therein, any errors, omissions, misprints, nor any direct or indirect damages, losses or costs resulting therefrom. Any cooling performances and general technical values indicated in this catalogue are measured at a test bench according to asa testing procedures or calculated, based on such tests. Due to different conditions in testing and application environments the performance may also vary by +/- 15%. Because there is no standardized testing procedure, tests used by other manufacturers could have different results. Therefore we recommend all products to be checked under the system operating conditions. This is also true for vibrations and mechanical stress as well as for pressure peaks and thermal stress and any other relevant factors. General tolerances according to DIN ISO 2768-v. General tolerances for casted parts according to EN ISO 8062-3 (DCTG 10). Tolerances for rubber parts are according to ISO 3302-1 (class M4-F+C). The tolerances of welding seams are defined by quality group D according to EN ISO 10042, if it is not specified on the actual scale drawing or data sheet. In addition to that we point out that any data sheet and corresponding scale drawing is no substitution for the manual.